



District Report Card: 2017


State: Andhra Pradesh	District: Kadapa
Class: 8	Subject: Language
Schools: 51	Students: 1273


Participation/Coverage


Students

<div>GENDER</div> <div></div>	Boys		Girls	
	Number	%	Number	%
	552	43.36	721	56.64

<div>AREA</div> <div></div>	Rural		Urban	
	Number	%	Number	%
	920	72.27	353	27.73

<div>CATEGORY</div> <div></div>	SC		ST		OBC		GEN	
	Number	%	Number	%	Number	%	Number	%
	354	27.81	46	3.61	667	52.40	206	16.18

<div>CWSN</div> <div></div>	LD	VI	HI	S&LD	ID	Oth
	17	3	1	1	0	37

<div>Management</div> <div></div>	Government		Government-aided	
	Number	%	Number	%
	1194	93.79	79	6.21

Average Performance of Students in Language (%)

Overall	Gender		Area		Management		Social Group			
	Male	Female	Rural	Urban	Govt.	Aided	SC	ST	OBC	GEN
61.28	60.75	61.68	62.78	57.37	61.06	64.64	55.63	63.33	62.52	66.50

Performance on Learning Outcomes (LOs)

Learning Outcomes	Description	Average Performance(%)
L813	Read textual/non-textual materials with comprehension and identifies the details, characters, main idea and sequence of ideas and events while reading	61.28

Range of Performance of Students who Answered Correctly							
Below 30%		30% - 50%		50% - 75%		Above 75%	
Number	%	Number	%	Number	%	Number	%
115	9.03	288	22.62	514	40.38	356	27.97

Lowest Performing Learning Outcomes (LOs)

1 - Read textual/non-textual materials with comprehension and identifies the details, characters, main idea and sequence of ideas and events while reading (61.28)